

**Candidate Application Form Filling  
Manual For**

***Admission to First Year Post  
SSC Diploma***

**For**

**Academic Year 2024-25**

# Contents

Home Page.....	3
New Candidate Registration.....	4
CANDIDATE’S MOBILE NUMBER AUTHENTICATION.....	5
CANDIDATE REGISTRATION.....	6
LOGIN PAGE FOR CANDIDATE.....	7
CANDIDATE FORGOT PASSWORD.....	8
CANDIDATE FORGOT PASSWORD.....	9
Application Scrutiny Mode Selection.....	10
E-Facilitation Center (E-Scrutiny).....	11
Physical Scrutiny at the Facilitation Center.....	12
PHYSICAL SCRUTINY MODE-SLOT SCHEDULING.....	13
Login Dashboard.....	14
Select Candidature Type (Fill Candidature Type Details).....	15-16-17-18
HOME DISTRICT DETAILS.....	19
RESERVATION DECISION.....	20-21
QUALIFICATION DETAILS.....	22-23-24-25
Registration of Personal Information (Fill Personal Details).....	26-27-28
Uploading Candidate's Photograph and Signature as well as Documents.....	29

Upload Scanned Documents.....	30-31-32
Payment of Online Application Fees.....	33
Complete Status Login Dashboard.....	34
Printable Application Form.....	35
INBOX.....	36
CHANGE SELF PASSWORD.....	37
FEEDBACK ON ADMISSION PORTAL.....	38

# 1.0 Home Page

The home screen serves as the main interface of the admission system, providing users with access to various features and functionalities related to online system notification news downloads links new candidate's registration candidate login FC/Sub FC login Moderator Login Institute Login Regional office login/SO login admin login etc.

HOME	IMPORTANT DATES	NEWS	NOTIFICATIONS	DOWNLOADS	FAQ	CONTACT US	Helpline Numbers 📞 : 8956007189 / 8530814843 (09.00 A.M to 07.00 P.M)		
<b>Important ongoing event</b>									
<b>LOGIN LINKS 👤</b>		<b>Online System</b>		<b>Notifications</b>		<b>News</b>		<b>Downloads</b>	
» <b>New Candidate Registration</b>		Extension of Date for Registration and Confirmation for First Year Post SSC Diploma Technical Courses in Engineering/Technology Admissions 2023-2024 (21-06-2023)							
» <b>Registered Candidate Login</b>		अर्ज सादर करण्याचा अंतिम दिनांक वाढविणेबाबत शैक्षणिक वर्ष २०२३-२४ करीता प्रथम वर्ष पोस्ट एसएससी (दहावी नंतरचे) पदविका अभियांत्रिकी व तंत्रज्ञान अभ्यासक्रम (21-06-2023)							
» FC / SUBFC Login		शैक्षणिक वर्ष 2023-24 करीता प्रथम वर्ष पोस्ट एसएससी (दहावी नंतरचे) पदविका अभियांत्रिकी व तंत्रज्ञान अभ्यासक्रम प्रवेशासाठीचे वेळापत्रक (01-06-2023)							
» MODERATOR LOGIN		ADMISSION NOTICE FOR FIRST YEAR OF POST SSC DIPLOMA COURSES IN ENGINEERING AND TECHNOLOGY FOR ACADEMIC YEAR 2023-24 (01-06-2023)							
» Institute Login									
» Regional Office / SO Login									
» Admin Login									
<b>Important Links ★</b>		<a href="#">New Candidate Registration</a>		<a href="#">Registered Candidate Login</a>					
<b>Check Provisional Allotment of CAP 📄</b>									
<b>Merit Status 📊</b>									
<b>Information Brochure &amp; GR 📄</b>									
<b>Demo Videos 🎥</b>									

**NEW:** [Click here to download Android Mobile App from Google Play Store.](#)

**NEW:** [Click here to download iOS Mobile App from Apple App Store.](#)  
DTE Android/iOS Mobile Application is available Now

## 1.1 New Candidate Registration

### CANDIDATE REGISTRATION

**Candidate Full Name/ विद्यार्थ्यांचे संपूर्ण नाव :\***

Enter name as per SSC Marksheet

**E-Mail ID/ ईमेल आय.डी. :\***

**Mobile No/ भ्रमणधनी क्रमांक :\***

All communications will be done on this number such as registration OTP,login OTP etc. Make sure this mobile number is authenticated and working.

**Select State / राज्य निवडा :\***

**Select District / जिल्हा निवडा :\***

**Password/ संकेतशब्द :\***

The password must be between 7 to 15 characters which contain at least one numeric digit and a special character. Ex-  
yourpass@37

**Confirm Password/ संकेतशब्दाची पुष्टी करा :\***

**Register**

## 1.2 CANDIDATE'S MOBILE NUMBER AUTHENTICATION

OTP will be sent to the mobile number mentioned for verification through the computerized system. Enter the OTP received on your mobile in the Enter OTP box on the screen and click on the Submit button.

### CANDIDATE'S MOBILE NUMBER AUTHENTICATION

#### Important Instructions:

- > Enter the OTP which is received on your Mobile Number.

Candidate Registration Details	
Full Name :	SANJAY TESTING
Email :	sanjay@gmail.com
Mobile :	2222222222
State :	Maharashtra
District :	Mumbai City

Candidate's Mobile Number authentication	
Mobile No :*	2222222222
Enter OTP :*	<input type="text"/>
<input type="button" value="Submit"/> <input type="button" value="Go Back"/>	

## **1.3 CANDIDATE REGISTRATION**

Based on the information filled in online by the candidate, an application ID has been provided to the candidate through the computerized system. The candidate must permanently save this application ID/User Name for further process.

### **CANDIDATE REGISTRATION**

**Note:**

- > **You can use your Application ID as your login id and the password which you set while filling application form.**
- > By Login, you can edit your Application Form, before confirmation from FC.
- > By Login, you can take Printout of Application Form.

**Thank you for Registering For Admission to First Year Post SSC Diploma Technical Courses in Engineering/Technology For AY 2024-2025**

Dear **ABC XYZ,**


Fill Application Form for Admission to First Year Post SSC Diploma Technical Courses in Engineering/Technology For AY 2024-2025  
Your Application ID / Username is :

**DEN24100026**

**Click here for LOGIN and fill/confirm your information.**

## **1.4 LOGIN PAGE FOR CANDIDATE**

After completing the online registration, enter the application ID/username received through the computerized system, along with the password and captcha mentioned during registration, on the login screen and click the Login button.



**CANDIDATE LOGIN**

Username:\*  
DEN24

Password:\*

Enter Captcha: 1 + 5 =

Login

[Forgot Your password?](#)



## 1.5 CANDIDATE FORGOT PASSWORD

In case Candidate forgot his Password, he can recover his password by clicking on Forgot your Password? Link given in Candidate Login Window.

- Enter correct details for password recovery.
- Enter Mobile number same as that will be used during admission process.
- OTP will be sent on your Registered Mobile Number.
- Candidate will receive Password on Registered Mobile Number .

CANDIDATE forgot password	
Application ID :*	DEN24
Mobile Number :*	
<input type="submit" value="Submit"/>	

## 1.6 Application Scrutiny Mode Selection

After logging in, the candidate will have to select the available methods for scrutiny of their application form as given below with options: E-Scrutiny of the application and Physical Scrutiny at the facilitation center. You need to choose one of these options.

Application Scrutiny Mode Selection	
Instruction for E-Scrutiny Mode	Instruction for Physical -Scrutiny Mode
<input type="radio"/> <b>E-Scrutiny</b>	<input type="radio"/> <b>Physical-Scrutiny</b>
<p>After selecting the E-Scrutiny Mode,candidate shall fill online application form and upload the required documents from any computer/smartphone connected to internet.</p> <p>It is not necessary to visit Facilitation Center(FC) for verification and confirmation of the application form. The application &amp; documents will be verified and confirmed by the FC through e-Scrutiny Mode.</p> <p>If no discrepancy, the status of verification &amp; confirmation of the application form will be available in the candidate's Login along with receipt cum Acknowledgement.</p> <p>If discrepancy is found, the details of discrepancy shall be intimated to candidates by sending back his/her Application for rectification on candidate's Login.</p> <p>Candidate must edit the same &amp; resubmit the Application form again for e-Scrutiny.</p>	<p>After selecting the Physical-Scrutiny Mode, candidate have to visit the Facilitation Center(FC).</p> <p>Candidate must book online slot.</p> <p>Candidate must visit FC along with the required documents as per the allotted time slot for online filling, scanning &amp; uploading of required documents as well as verification and confirmation of application form.</p> <p>Facilitation Center(FC) will issue verification &amp; confirmation Receipt-cum-Acknowledgement.</p> <p>The application status with respect to verification &amp; confirmation will be available in candidate's Login along with Receipt-cum-Acknowledgement(in case the application is verified &amp; confirmed by the FC).</p>
<p><b>Candidates can change or switch the scrutiny mode at any time before confirming the application form.</b></p>	
<p><b>Save Mode</b></p>	

## 1.7 E-Facilitation Center (E-Scrutiny)

If you select E-Scrutiny option out of the two given options, a message saying "Your scrutiny mode has been saved" will appear on the screen, and the option to conduct the scrutiny of your application through E-Scrutiny will be successfully recorded. Your application will display a total of eight stages on the candidate's login dashboard. The first stage has been completed, and the candidate must complete the remaining stages. Until all stages on the dashboard are completed, it should be understood that your online application has not been submitted.

Application Scrutiny Mode Selection	
Instruction for E-Scrutiny Mode	Instruction for Physical -Scrutiny Mode
<input checked="" type="radio"/> <b>E-Scrutiny</b>	<input type="radio"/> <b>Physical-Scrutiny</b>
<p>After selecting the E-Scrutiny Mode, candidate shall fill online application form and upload the required documents from any computer/smartphone connected to internet.</p> <p>It is not necessary to visit Facilitation Center(FC) for verification and confirmation of the application form. The application &amp; documents will be verified and confirmed by the FC through e-Scrutiny Mode.</p> <p>If no discrepancy, the status of verification &amp; confirmation of the application form will be available in the candidate's Login along with receipt cum Acknowledgement.</p> <p>If discrepancy is found, the details of discrepancy shall be intimated to candidates by sending back his/her Application for rectification on candidate's Login.</p> <p>Candidate must edit the same &amp; resubmit the Application form again for e-Scrutiny.</p>	<p>After selecting the Physical-Scrutiny Mode, candidate have to visit the Facilitation Center(FC).</p> <p>Candidate must book online slot.</p> <p>Candidate must visit FC along with the required documents as per the allotted time slot for online filling, scanning &amp; uploading of required documents as well as verification and confirmation of application form.</p> <p>Facilitation Center(FC) will issue verification &amp; confirmation Receipt-cum-Acknowledgement.</p> <p>The application status with respect to verification &amp; confirmation will be available in candidate's Login along with Receipt-cum-Acknowledgement(in case the application is verified &amp; confirmed by the FC).</p>
<p><b>Candidates can change or switch the scrutiny mode at any time before confirming the application form.</b></p>	
<p><b>Save Mode</b></p>	

## 1.8 Physical Scrutiny at the Facilitation Center

In this case If you select Physical-Scrutiny option out of the two given options the candidate has to select any nearest FC by selecting district, facilitation center (FC Name), and date for the physical scrutiny at the facilitation center.

Application Scrutiny Mode Selection	
Instruction for E-Scrutiny Mode	Instruction for Physical -Scrutiny Mode
<input type="radio"/> <b>E-Scrutiny</b>	<input checked="" type="radio"/> <b>Physical-Scrutiny</b>
<p>After selecting the E-Scrutiny Mode,candidate shall fill online application form and upload the required documents from any computer/smartphone connected to internet.</p> <p>It is not necessary to visit Facilitation Center(FC) for verification and confirmation of the application form. The application &amp; documents will be verified and confirmed by the FC through e-Scrutiny Mode.</p> <p>If no discrepancy, the status of verification &amp; confirmation of the application form will be available in the candidate's Login along with receipt cum Acknowledgement.</p> <p>If discrepancy is found, the details of discrepancy shall be intimated to candidates by sending back his/her Application for rectification on candidate's Login.</p> <p>Candidate must edit the same &amp; resubmit the Application form again for e-Scrutiny.</p>	<p>After selecting the Physical-Scrutiny Mode, candidate have to visit the Facilitation Center(FC).</p> <p>Candidate must book online slot.</p> <p>Candidate must visit FC along with the required documents as per the allotted time slot for online filling, scanning &amp; uploading of required documents as well as verification and confirmation of application form.</p> <p>Facilitation Center(FC) will issue verification &amp; confirmation Receipt-cum-Acknowledgement.</p> <p>The application status with respect to verification &amp; confirmation will be available in candidate's Login along with Receipt-cum-Acknowledgement(in case the application is verified &amp; confirmed by the FC).</p>
<p><b>Candidates can change or switch the scrutiny mode at any time before confirming the application form.</b></p>	
<div style="background-color: #4caf50; color: white; padding: 5px 15px; display: inline-block; border-radius: 3px;">Save Mode</div>	

## 1.9 PHYSICAL SCRUTINY MODE-SLOT SCHEDULING

In this case candidates can select Time Slot which is convenient to him for confirmation of his Application form.

### SLOT SELECTION

District:	Mumbai City	Facilitation Center:	FC3026-M. H. Saboo Siddik Polytechnic, Mumbai	Slot Date:	05/25/2024
-----------	-------------	----------------------	---	------------	------------

Select Slots

(Click on the slot to select the desirable slot)

 <b>Slot -1</b> 9am to 10am (Available : 11 )	 <b>Slot -2</b> 10am to 11am (Available : 11 )	 <b>Slot -3</b> 11am to 12pm (Available : 11 )
 <b>Slot -4</b> 12pm to 1pm (Available : 11 )	 <b>Slot -5</b> 1pm to 2pm (Available : 11 )	 <b>Slot -6</b> 3pm to 4pm (Available : 11 )

## 2.0 Step No. 1 – Login Dashboard: -

After filling out the application using either method, the first step details are shown below which shows the current status of the candidate's application form. The Candidate shall complete all steps without fail.

Login Details			
Login ID	DEN24100026	User Name	ABC XYZ
User Type	Candidate / Applicant	IP Address	
Current Login Time	22/05/2024 02:41:08 PM	Previous Login Time	22/05/2024 02:41:08 PM

Application Form Status		
Step ID	Step Details	Status
Step 1	Fill Registration Details	Complete
Step 2	Fill Candidature Type Details	Incomplete
Step 3	Fill Candidature Type Home District	Incomplete
Step 4	Fill Category,PWD & Defence Details	Incomplete
Step 5	Fill Qualification Details	Incomplete
Step 6	Fill Personal Details	Incomplete
Step 7	Upload Photo With Signature	Incomplete
Step 8	Pay Application Fees	Incomplete

## 2.1 Step No. 2 - Select Candidature Type (Fill Candidature Type Details):-

Based on the information provided by the candidate regarding their candidature type, select the appropriate type of candidature. After selecting the type, click on the "Save and Proceed" button below. For example, if the candidate was born in Maharashtra and completed their education in Maharashtra, they should select "Maharashtra State Candidate - Type A" as their candidature type.

### TYPE OF CANDIDATURE

Claim TYPE OF CANDIDATE / उमेदवारीचे प्रकार निवडा

**Note :**

> Read all the types carefully and claim your TYPE OF CANDIDATE by clicking on the radio button and then click on proceed button.

TYPE OF CANDIDATE / Eligibility Requirement / उमेदवारीचे प्रकार / पात्रतेचे निकष	Select Type
<p><b>Maharashtra State Candidate - Type A / महाराष्ट्र राज्य उमेदवार - प्रकार ए</b></p> <p>Candidates passing Std. SSC from a recognized institution in Maharashtra State. महाराष्ट्र राज्यातील मान्यताप्राप्त संस्थेमधून एस.एस.सी. परीक्षा उत्तीर्ण झालेला उमेदवार</p>	<input type="radio"/>
<p><b>Maharashtra State Candidate - Type B / महाराष्ट्र राज्य उमेदवार - प्रकार बी</b></p> <p>A Candidate who does not fall in Type A above, but who or whose father or mother is domiciled in the State of Maharashtra and possesses domicile certificate. जो उमेदवार वरील प्रकार 'ए' मधील निकषाची पूर्तता करित नसेल, परंतु तो किंवा त्याचे वडील किंवा आई महाराष्ट्र राज्याचे अधिवासी असून महाराष्ट्र राज्यात राहिलेला आहे असा उमेदवार</p>	<input type="radio"/>
<p><b>Maharashtra State Candidate - Type C / महाराष्ट्र राज्य उमेदवार - प्रकार सी</b></p> <p>A Candidate who does not fall in either Type A or Type B but whose father or mother is an employee of the Government of India or Government of India Undertaking and who has been posted and reported to duty in Maharashtra State before the last date for submitting the Application Form for CAP. जो उमेदवार वरील प्रकार 'ए' किंवा प्रकार 'बी' मधील निकषाची पूर्तता करित नसेल, परंतु उमेदवाराचे वडील किंवा आई केंद्रशासनाचे किंवा केंद्रशासनाच्या उपक्रमातील कर्मचारी आहेत व ज्यांची पदस्थापना महाराष्ट्र राज्यात झालेली आहे व केंद्रीभूत प्रवेश प्रक्रियेस आवेदनपत्र सादर करण्याच्या शेवटच्या तारखेच्या आधी ते रुजू झालेले आहेत, असा उमेदवार</p>	<input type="radio"/>
<p><b>Maharashtra State Candidate - Type D / महाराष्ट्र राज्य उमेदवार - प्रकार डी</b></p> <p>A Candidate who does not fall in any of the above Type A, Type B and Type C but whose father or mother is an employee or retired employee of the Government of Maharashtra or Government of Maharashtra Undertaking. जो उमेदवार वरील प्रकार 'ए' किंवा प्रकार 'बी' व प्रकार 'सी' मधील निकषाची पूर्तता करित नसेल, परंतु उमेदवाराचे वडील किंवा आई महाराष्ट्रशासनाचे किंवा महाराष्ट्रशासनाच्या उपक्रमाचे कर्मचारी किंवा निवृत्त कर्मचारी आहेत, असा उमेदवार</p>	<input type="radio"/>
<p><b>Maharashtra State Candidate - Type E / महाराष्ट्र राज्य उमेदवार - प्रकार ई</b></p> <p>Candidate passing Std. SSC from a recognized institution located and residing in a Maharashtra Karnataka Border area as notified by Government of Maharashtra and also whose mother tongue is Marathi. महाराष्ट्र शासनाने अधिसूचित केल्याप्रमाणे महाराष्ट्र-कर्नाटक सीमाक्षेत्रातील मान्यताप्राप्त संस्थेमधून व त्या भागातील रहिवासी असलेला, इयत्ता एसएससी परीक्षा उत्तीर्ण झालेला, आणि ज्यांची मातृभाषा मराठी आहे असा उमेदवार ;</p>	<input type="radio"/>
<p><b>Outside Maharashtra State(OMS) / महाराष्ट्र राज्याबाहेरील उमेदवार</b></p> <p><b>Does not satisfy as Type-A, Type-B, Type-C, Type-D and Type-E Candidate AND</b></p> <p>Candidate Passing SSC (Std. X) from a Recognized Institution situated outside the State of Maharashtra &amp; The Candidates having Indian Nationality are eligible under this Type of Candidature. जो उमेदवार वरील प्रकार 'ए' किंवा प्रकार 'बी', प्रकार 'सी', प्रकार 'डी' व प्रकार 'ई' मधील निकषाची पूर्तता करित नसेल व महाराष्ट्र राज्याबाहेरील मान्यताप्राप्त संस्थेमधून एस.एस.सी. परीक्षा उत्तीर्ण झालेला व भारताचे नागरिकत्व असलेला उमेदवार</p>	<input type="radio"/>

**Union Territory of Jammu and Kashmir and Ladakh Migrant Candidates / जम्मू व काश्मीर संघराज्य क्षेत्र आणि लडाख संघराज्य क्षेत्र स्थलांतरितांसाठी उमेदवार**

- Children of citizens, who are displaced from Jammu and Kashmir to any part of India or from unsafe border area of Jammu and Kashmir to a relatively safer place in Jammu and Kashmir from 1990 onwards due to terrorist activities.
  - The children of officers belonging to IAS/IPS/IFS and children of staff belonging to military and paramilitary forces transferred to Jammu and Kashmir to combat terrorist activities and joined the post on or before the last date for submission of application for admission. Or
  - The children of staff and officers of Jammu and Kashmir police engaged in combating terrorism or Kashmiri Pandits / Kashmiri Hindu families(Non Migrants) living in the Kashmir valley and having domicile certificate are eligible under this category.
- आतंकवादी कारवायांमुळे १९९० पासून जम्मू व काश्मीर संघ राज्य क्षेत्र आणि लडाख संघराज्य क्षेत्र मधून भारताच्या कोणत्याही भागात किंवा जम्मू व काश्मीर संघराज्य क्षेत्र आणि लडाख संघराज्य क्षेत्र च्या असुरक्षित सीमाक्षेत्रातून, जम्मू व काश्मीर संघराज्य क्षेत्र आणि लडाख संघराज्य क्षेत्र मधील त्यामानाने सुरक्षित ठिकाणी विस्थापित होऊन आलेले आहेत अशा नागरिकांची मुले किंवा भारतीय प्रशासकीय सेवा (भाप्रसे) किंवा भारतीय पोलीस सेवा (भापोसे) किंवा भारतीय विदेश सेवा (भाविसे) यामधील अधिकाऱ्यांची मुले आणि अतिरेकी कारवायांचा बिमोड करण्यासाठी जम्मू व काश्मीर संघराज्य क्षेत्र आणि लडाख संघराज्य क्षेत्र मध्ये बदली झालेल्या, तसेच केंद्रीभूत प्रवेश प्रक्रियेसाठी आवेदनपत्र सादर करण्याच्या अंतिम दिनांकास किंवा त्यापूर्वी कामावर रुजू झालेल्या लष्करी व निमलष्करी दलातील कर्मचाऱ्यांची मुले किंवा अतिरेकी कारवायांचा सामना करण्यासाठी कार्यरत असलेल्या जम्मू व काश्मीर संघराज्य क्षेत्र आणि लडाख संघराज्य क्षेत्र पोलीस दलातील कर्मचाऱ्यांची व अधिकाऱ्यांची मुले, या प्रवर्गाखाली पात्र असतील.

Save and Proceed



### **Case Type 1: Candidature Type A**

For First Year Post SSC Diploma Courses, - Candidates passing Std. SSC from a recognized institution in Maharashtra State.

Place of passing of Qualifying Examination falling within the jurisdiction of the respective District area.

### **Case Type 2: Candidature Type B**

A Candidate who does not fall in Type A above, but who or whose father or mother is domiciled in the State of Maharashtra and possesses domicile certificate.

### **Case Type 3: Candidature Type C**

A Candidate who does not fall in either Type A or Type B but whose father or mother is an employee of the Government of India or Government of India Undertaking and who has been posted and reported to duty in Maharashtra State before the last date for submitting the Application Form for CAP.

### **Case Type 4: Candidature Type D**

A Candidate who does not fall in any of the above Type A, Type B and Type C but whose father or mother is an employee or retired employee of the Government of Maharashtra or Government of Maharashtra Undertaking.

### **Case Type 5: Candidature Type E**

Candidate passing Std. SSC from a recognized institution located and residing in a Maharashtra Karnataka Border area as notified by Government of Maharashtra and also whose mother tongue is Marathi.

### **Case Type 6: Candidature Type Outside Maharashtra State(OMS)**

Does not satisfy as Type-A, Type-B, Type-C, Type-D and Type-E Candidate and Candidate Passing SSC (Std. X) from a Recognized Institution situated outside the State of Maharashtra & The Candidates having Indian Nationality are eligible under this Type of Candidature.

### **Case Type 7: Candidature Type Union Territory of Jammu and Kashmir and Ladakh Migrant Candidates**

Children of citizens, who are displaced from Jammu and Kashmir to any part of India or from unsafe border area of Jammu and Kashmir to a relatively safer place in Jammu and Kashmir from 1990 onwards due to terrorist activities.

The children of officers belonging to IAS/IPS/IFS and children of staff belonging to military and paramilitary forces transferred to Jammu and Kashmir to combat terrorist activities and joined the post on or before the last date for submission of application for admission. Or

The children of staff and officers of Jammu and Kashmir police engaged in combating terrorism or Kashmiri Pandits / Kashmiri Hindu families(Non Migrants) living in the Kashmir valley and having domicile certificate are eligible under this category.

## 2.2 Step No. 3 - HOME DISTRICT DETAILS: -

The candidate needs to select the district and taluka where he/she passed the tenth examinations. For those who have passed the SSC examination, they need to provide the name and address of the school. After entering the details, click on the "Save and Proceed" button below.

### HOME DISTRICT DETAILS

Your Type of Candidature is **Maharashtra Candidature Type A**

Select District from which Candidate has Passed SSC  
एस. एस. सी. /इयत्ता दहावी परीक्षा उत्तीर्ण झाल्याचे ठिकाण ज्या जिल्हा  
क्षेत्रात येते तो जिल्हा :\*

---Select The District SSC--- ▼

Select Taluka from which Candidate has Passed SSC  
एस. एस. सी. /इयत्ता दहावी परीक्षा उत्तीर्ण झाल्याचे ठिकाण ज्या तालुका  
क्षेत्रात येते तो तालुका :\*

---Select The Taluka SSC--- ▼

Enter Your SSC School Name and Address  
एस. एस. सी. /इयत्ता दहावी परीक्षा उत्तीर्ण झालेल्या शाळेचे नाव व पत्ता:\*

Your Home District  
आपला मुळ जिल्हा :

#### Instructions / सूचना :

- > You are required to scan and upload Statement of Marks or Certificate of Passing of Std. 10th. / एसएससी (इयत्ता दहावी) गुणपत्रिका/प्रमाणपत्र यांची प्रत प्रणालीमध्ये अपलोड करणे आवश्यक

Save and Proceed

Back

### **2.3 Step No. 4 - RESERVATION DECISION: -**

The candidate needs to select the category he/she belong to. If the candidate wishes to apply under the General category based on economic criteria, they must also upload the necessary documents related to it. If the candidate wishes to apply under a reserved category, they must select the appropriate category and provide the necessary supporting documents to claim the reservation.

If the candidate belongs to the Divyang category, they must select the Divyang category.

Similarly, if the candidate's parents belong to the ex-servicemen category, they must select the ex-servicemen category and provide the relevant information. After this, click on the "Save and proceed" button below.

## RESERVATION DECISION / आरक्षण निर्णय

### Reservation Details / आरक्षण तपशील

Do you belong to General/Reserved Category  
सर्वसाधारण / आरक्षित प्रवर्ग निवडा :  General / सर्वसाधारण  Reserved / आरक्षित

### Person with Disabilities Details / दिव्यांग व्यक्ती तपशील

Are You a Person with Disabilities ?  
आपण दिव्यांग व्यक्ती या प्रवर्गातील आहात का ?  Yes / हो  No / नाही

### Defence Details / सरंक्षण कर्मचारी तपशील

Is Your Parent a Defence Personnel ?  
पालक सरंक्षण कर्मचारी आहे?  Yes / हो  No / नाही

### Orphan Details

Are you an Orphan ?  
तुम्ही अनाथ आहात का? \*  YES  NO

### Certificate of the Indian Nationality of the candidate

#### Note :

- > The Candidate must be an Indian National.
- > You are required to scan and upload any one of the following document as a proof of Nationality.

Certificate of the **Indian Nationality** of the Candidate (usually issued by the Tahshildar/Executive Magistrate/Dy. Collector of the concerned District/Taluka.)

The **School Leaving Certificate** indicating the Nationality of the Candidate as 'Indian' Or The place of birth In India.

**Indian Passport** in the name of the Candidate, issued by Government Of India.

**Birth Certificate** of the Candidate indicating the place of birth in India.

Save and Proceed

Back

## **2.4 Step No. 5 - QUALIFICATION DETAILS: -**

The candidate must provide details of the board from which they have passed the SSC examination.

The candidate shall enter, Year of passing, candidate's name (as per the SSC certificate), mother's name (as per the SSC certificate) and SSC roll number. If his details are matched his marks shall be automatically fetched from the SSC Board. This facility is applicable to the candidates who have passed SSC Board Examination in 2022,2023 & 2024.

If your marks are not fetched, kindly check the details filled above.

If the candidate pursued a technical program during their tenth/SSC, they should provide information about it. Similarly, if the candidate has passed the Intermediate Grade Examination, they should provide information about it. If the candidate has passed the HSC/ITI examination, they must provide information about it. After this, click on the "Save and Proceed" button below.

## QUALIFICATION DETAILS

### Note :

> The fields marked with (\*) are mandatory.

## 10th/SSC Marks Details

Name of SSC Board दहावी बोर्ड *	<input type="text" value="---Select SSC Board Name---"/>
SSC Passing Year दहावी उत्तीर्ण वर्ष : *	<input type="text" value="Year"/>
SSC Passing Status दहावी उत्तीर्ण स्थिती : *	<input checked="" type="radio"/> Passed
Full Name उमेदवाराचे नाव : *	<input type="text" value="ABC XYZ"/> Enter name as per SSC Marksheet (दहावीच्या गुण पत्रिकेप्रमाणे)
Name of Candidate's Mother उमेदवाराच्या आईचे नाव : *	<input type="text"/> (उमेदवाराच्या आईचे नाव एस एस सी /दहावी गुणपत्रिकेप्रमाणे ) (If mother name is not mentioned on SSC/10th marksheet then Enter NA)
SSC Seat No दहावीचा आसन क्रमांक : *	<input type="text"/> (Candidate shall obtain Examination Seat Number from their respective school.)

### Fill SSC Marks Details

Subject	Marks Obtained	Marks OutOf	Percentage
SSC Mathematics दहावीचे गणिताचे गुण : *	<input type="text"/>	<input type="text"/>	<input type="text"/>
SSC Science दहावीचे विज्ञानाचे गुण : *	<input type="text"/>	<input type="text"/>	<input type="text"/>
SSC English दहावीचे इंग्रजीचे गुण : *	<input type="text"/>	<input type="text"/>	<input type="text"/>
SSC Aggregate दहावीचे एकत्रित गुण *	<input type="text"/>	<input type="text"/>	<input type="text"/>
SSC Technical *	<input type="radio"/> YES <input type="radio"/> NO		
Intermediate Grade (Drawing) Status : *	<input type="radio"/> YES <input type="radio"/> NO		

### फक्त HSC/ITI विद्यार्थ्यांसाठी

12 <sup>th</sup> / H.S.C. Status : *	<input type="radio"/> Not Applicable/Failed <input type="radio"/> Passed With Science <input type="radio"/> Passed With MCVC <input type="radio"/> Passed With Other than Science/MCVC
--------------------------------------	---

### Instruction :

- > Candidates passing HSC with Science OR HSC with MCVC are eligible to claim the HSC Benefit in Merit.
- > Candidates passed 12<sup>th</sup>/HSC will have to submit their marksheet at the time of verification at FC.
- > Candidates passed HSC will have to scan and upload their marksheet.

ITI Status आयटीआय स्थिती : *	<input type="radio"/> YES <input type="radio"/> NO
---------------------------------	--

Save and Proceed

Back

### **Case Type 1: Maharashtra State Board of Secondary and Higher Secondary Education**

Candidates who have registered with Maharashtra State Board 10th std/SSC examination for 2024-revaluation, 2023-revaluation, 2022-revaluation, March-2022, 2023, and 2024 shall fill their Examination Seat Number in Educational Qualification Details and complete the forms by paying the fees.

If the candidate belongs to a Maharashtra board and other than Maharashtra board then he/she asks to manually enter the marks.

### **Case Type 2: Central Board of Secondary Education, Delhi**

For CBSE Candidates The aggregate mark means the grand total of marks obtained by the candidate, including all subjects as declared in Mark sheet.

In case the result of the candidate is given in terms of grades, such Candidates are required to submit the graded result into the equivalent marks authorized from the concerned institute /Board.

### **Case Type 3: Council for Indian School Certificate Examinations**

Student seeking admission on the basis of Group 1 & Group 2 subjects only, the aggregate marks shall be the grand total of marks in any of the 5 subjects from Group 1 & Group 2 where he/she has scored maximum marks. Student seeking admission on the basis of Group 1, Group 2 & Group 3, aggregate marks shall be the grand total of all subjects from all groups.

In case the result of the candidate is given in terms of grades, such Candidates are required to submit the graded result into the equivalent marks authorized from the concerned institute /Board.

### **Case Type 4: International Baccalaureate**

Candidates passing SSC from other than State Boards or Central Boards shall bring equivalent certificate from Maharashtra State Board of Secondary & Higher Secondary Education (MSBSHSE).

In case the result of the candidate is given in terms of grades, such Candidates are required to submit the graded result into the equivalent marks authorized from the concerned institute /Board.

## **2.5 Step No. 6 - Registration of Personal Information (Fill Personal Details): -**

The candidate shall fill the personal information in the following form. He shall fill all details regarding full name, mother's name, date of birth, gender, etc.

If the candidate belongs to the orphan category, details regarding that must be provided.

It is also necessary to provide information about the candidate's family annual income, religion, nationality, etc.

Additionally, if the candidate wishes to apply under the minority category or under the TFWS reservation, they must provide the necessary details.

The candidate must also provide their postal address as well as contact phone number and email ID.

After this, click on the "Save and Proceed" button below.



**Personal Information**

Full Name संपूर्ण नाव :*	CHHABHAIYA PRACHI PREMCHAND Name as per SSC Marksheet (दहावीच्या गुण पत्रिकेप्रमाणे)
Mother Name उमेदवाराच्या आईचे नाव *	RAMILA Mother name as per SSC Marksheet (दहावीच्या गुण पत्रिकेप्रमाणे उमेदवाराच्या आईचे नाव)
Date of Birth जन्मतारीख :*	3 February 1991
Gender लिंग : *	<input checked="" type="radio"/> Male <input type="radio"/> Female <input type="radio"/> Transgender
Annual Family Income (in Rs.) आपले वार्षिक कौटुंबिक उत्पन्न *	15,001 - 50,000
Religion धर्म :*	Muslim
Mother Tongue मातृभाषा :*	Hindi

**Note :**

> If you Select Religion as "HINDU", You are not eligible to apply for Religious Minority .

**Note :**

> If you Select Mother Tongue as "Marathi", You are not eligible to apply for Linguistic Minority.

Do you belongs to Minority Candidate Type ? आपण अल्पसंख्याक प्रकाराशी संबंधित आहात का ?	<input checked="" type="radio"/> Yes <input type="radio"/> No
Select your Minority Status आपली अल्पसंख्याक स्थिती :	<input checked="" type="checkbox"/> Religious Minority <input checked="" type="checkbox"/> Linguistic Minority
Select Religious Minority Type धार्मिक अल्पसंख्याक प्रकार	---Select---
Select Linguistic Minority Type भाषिक अल्पसंख्याक प्रकार	---Select---

**Instructions :**

> Please scan and upload any one of the following document as proof of Religious Minority.

Any Proof in the Name of Candidate showing that Candidate belongs to notified Religious Minority community.	<input type="radio"/>
Proforma O [For Religious Minority Community Student's Self Declaration].	<input checked="" type="radio"/>

> Please scan and upload any one of the following document as proof of Linguistic Minority.

Any Proof in the Name of Candidate showing that Candidate belongs to notified Linguistic Minority.	<input type="radio"/>
Proforma O [For Linguistic Minority Community Student's Self Declaration].	<input checked="" type="radio"/>

**Instruction :**

- > The Candidate must be Domicile of Maharashtra.
- > You are required to scan and upload any one of the following document as a proof of Domicile of Maharashtra

Domicile Certificate of Candidate indicating that he/she is Domiciled in the State of Maharashtra[For Minority].	<input type="radio"/>
The School Leaving Certificate indicating the Place Of Birth In Maharashtra[For Minority].	<input checked="" type="radio"/>
Birth Certificate of the Candidate indicating the place of birth in Maharashtra[For Minority].	<input type="radio"/>

**TFWS Details**

Do you want to Apply for TFWS (Tuition Fee Waiver Scheme) Seats ?  
तुम्हाला टीएफडब्ल्यूएस (शिक्षण शुल्क माफी योजना) जागोसाठी अर्ज करायचा आहे का ?

Yes  No

**Communication Details**

Are you from Urban or Rural Area ?  
आपण शहरी किंवा ग्रामीण क्षेत्राचे आहात ?

Rural  Urban

Address  
पत्ता \*

Mumbai Kandivali

State  
राज्य \*

Maharashtra

District  
जिल्हा \*

Buldhana

Wait for a while after selecting District to select Taluka for Maharashtra State only.

Taluka  
तालुका \*

Malkapur

Village  
गाव \*

Bahapura

PIN  
पिन कोड \*

851900

**Contact Details**

Mobile No  
भ्रमणधनी क्रमांक

8519079856

Telephone No 1  
दूर धनी क्रमांक १

- 0

E-Mail ID  
ई-मेल आय डी

testing0909@gmail.com

Telephone No 2  
दूर धनी क्रमांक २

- 0

Save and Proceed

Back

## 2.6 Step No. 7 - Uploading Candidate's Photograph:

The candidate is required to upload their latest photograph. After clicking on the "Choose File" button, the candidate can successfully upload their photo. After this, click on the "Save and Proceed" button below.

Upload Photo With Signature

आपले स्वतःचे सहीसहित छायाचित्र अपलोड करा [Upload Photo With Signature of yourself]



Choose File No file chosen









Save and Proceed

Back

Photo format & size of the photo details: can upload a JPG, GIF, or PNG file

## 2.7 Step No. 8 - Upload Scanned Documents. -

- Candidate will have to upload all the relevant documents as per his/her application details. The same documents need to be produced at FC for confirmation if scrutiny type is Physical scrutiny.
- The below mentioned utility shall be used to upload the documents using latest Version of IE,Google Chrome or Mozilla Firefox browser.
- Please click on Submit button after uploading your all Scanned Documents.
- You can pre view Printable Application Form.
- Upload the documents in .jpg or .png or .pdf format (minimum 150 dpi resolution, file size up to 1 MB)

Sr. No.	List of Documents Required to be uploaded	Select File (Document not more than 1 MB)	Upload	Status	View
1	Statement of marks obtained at 12th/HSC.*	 Select Document		✘	—
2	Latest School Leaving Certificate	 Select Document		✘	—
3	The School Leaving Certificate indicating the Nationality of the Candidate as 'Indian' Or The Place Of Birth In India.*	 Select Document		✘	—
4	Proforma O [For Religious Minority Community Student's Self Declaration].	 Select Document		✘	—
5	The School Leaving Certificate indicating the Place Of Birth In Maharashtra[For Minority].*	 Select Document		✘	—
6	Proforma O [For Linguistic Minority Community Student's Self Declaration].	 Select Document		✘	—
7	ITI Mark Sheet*	 Select Document		✘	—
8	Certificate of Passing Intermediate Grade (Drawing) Examination	 Select Document		✘	—

I have read all the rules of admission and on understanding these Rules, I have filled this Application Form for consideration of submission of Application Form for the admission to First Year Post SSC Diploma Technical Courses in Engineering and Technology Admissions for the academic Year 2024 - 2025

Submit

Back

## 2.8 Step No. 9 - Payment of Online Application Fees

Candidates are required to pay the application fees according to the selected social and parallel reservation for admission.

The total fee for the application shall be displayed to the candidates.

To proceed with the online payment, the candidate need to click on the "Proceed To Payment" button.

After that, candidates need to click on the "Proceed" button on the payment gateway page to fill the online fee.

Candidates can choose one of the mediums such as card, net banking, wallet, UPI, or QR code to pay the fee.

### PAYMENT DETAILS

**Note :**

> After successful payment please check your email id to get transaction details. Print of the mail has to be submitted as 'Receipt of Online Payment'.

Application Id: <b>DEN24100005</b>
Fee Amount : ₹ <b>400</b>
Payment Info : <b>First Year Post SSC Diploma Registration Fee</b>
<b>Pay Now</b>

## 2.9 Step No. 11 - Complete Status Login Dashboard

Application Form Status		
Step ID	Step Details	Status
Step 1	Fill Registration Details	<a href="#">Complete</a>
Step 2	Fill Candidature Type Details	<a href="#">Complete</a>
Step 3	Fill Candidature Type Home District	<a href="#">Complete</a>
Step 4	Fill Category, PWD & Defence Details	<a href="#">Complete</a>
Step 5	Fill Qualification Details	<a href="#">Complete</a>
Step 6	Fill Personal Details	<a href="#">Complete</a>
Step 7	Upload Photo With Signature	<a href="#">Complete</a>
Step 8	Pay Application Fees	<a href="#">Complete</a>

### 3.0 Step No. 12 - Printable Application Form

After completion of all the steps, the candidate's application shall be submitted successfully.

Candidate can print the application form for his reference.

When this application is confirmed by E FC or Physical FC then the acknowledgement of the application form will be generated and will be available in the candidate login.

Only those applications whose acknowledgment is generated, only such applications shall be processed further for admission.

#### PRINTABLE APPLICATION FORM

Print



DIRECTORATE OF TECHNICAL EDUCATION, MAHARASHTRA STATE  
3, Mahapalika Marg, Elphinstone Technical Highschool Campus, Mumbai - 400001.  
Printable Application Form for Admission to First Year Post SSC Diploma Technical Courses in Engineering and Technology for the year 2024-2025

Application ID : DEN24100005

Version : 1

Mode Of Scrutiny : E-Scrutiny

#### ALLOTTED eFC DETAILS

eFC CODE	eFC NAME	eFC CORDINATOR	CONTACT NO	ALLOTTED ON
FC1007	Shree Shivaji Education Society's Dr. Panjabrao Deshmukh Polytechnic, Amravati	P.V.Thakare	8149696442	2024-05-22 19:23:13

#### Personal Details

Full Name	CHHABHAIYA PRACHI PREMCHAND		
Gender	Male	Date of Birth	03/02/1991
Category-Caste	OPEN	Religion	Muslim
Mother Tongue	Hindi	Family Income (₹)	15,001 - 50,000
Nationality	Indian	Region	Rural
Type of Candidature	Maharashtra Candidature Type A.		





### 3.1 INBOX

#### INBOX

Please click on the subject to view the message  
Unread message will be displayed in the BOLD.  
latest received messages will be displayed first"

<b>Inbox (0)</b> <b>Compose</b> <b>Closed</b> <b>Notifications</b>				
Sr. No.	To	From	Subject	Last Message
<b>No Messages found in Inbox</b>				

## 3.2 CHANGE SELF PASSWORD

- Enter Old Password
- Enter New Password
- The password must be between 7 to 15 characters which contain at least one numeric digit and a special character. Ex- yourpass@37
- Re-Enter New Password

### CHANGE SELF PASSWORD

**Note :**

- > The fields marked with (\*) are mandatory.
- > Enter your current Password and set the new Password.
- > **The password must be between 7 to 15 characters which contain at least one numeric digit and a special character.**

### Change Password

Enter Old Password *:	<input type="text"/>
Enter New Password * <small>The password must be between 7 to 15 characters which contain at least one numeric digit and a special character. Ex- yourpass@37</small>	<input type="text"/>
Re-Enter New Password *:	<input type="text"/>

Change Password

Back










### 3.3 FEEDBACK ON ADMISSION PORTAL

**FEEDBACK ON ADMISSION PORTAL/प्रवेश पोर्टलवर अभिप्राय**

Note :

- > Once the feedback is saved and all points are rated, the user will not be able to make the changes.
- > Rating : 1 to 10 ( 1 - Poor, 10 - Excellent)  
रेटिंग : 1 ते 10 ( 1 - खराब, 10 - उत्कृष्ट)

How do you rate on the following ? /तुम्ही खालील गोष्टींना कसे रेट करता ?\*

1.) Easy to use (Graphical User Interface)/वापरण्यास सुलभ/सोपा (ग्राफिकल यूजर इंटरफेस)	
2.) User friendliness/वापरकर्ताभिमुख	
3.) Proper rendering of content on device such as Mobile/ Laptop/Desktop PC/मोबाइल/लॅपटॉप/डेस्कटॉप पीसी सारख्या डिवाइसवर योग्य प्रस्तुतीकरण	
4.) Technical glitches / errors / तांत्रिक अडचणी / त्रुटी	
5.) Availability/उपलब्धता	
6.) Quick(Response)/जलद (प्रतिसाद)	
7.) Help desk/मदत कक्ष	
8.) Usefulness of the Content (information) / सामग्रीची उपयुक्तता (माहिती)	
9.) Information displayed in your login regarding the status of Application Form./अर्जाच्या स्थितीशी संबंधित तुमच्या लॉगिनमध्ये प्रदर्शित केलेली माहिती.	
10.) Language/भाषा	